



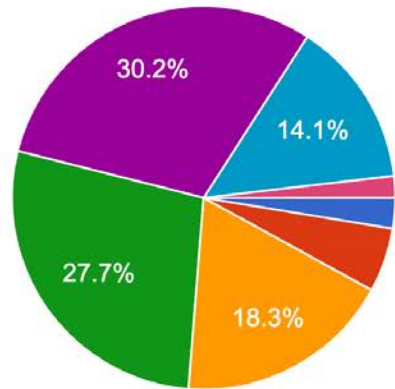
**Outdoors**  
**NSW & ACT**

TRAIL BIKE SUB-COMMITTEE

# Trail Bike Rider Survey

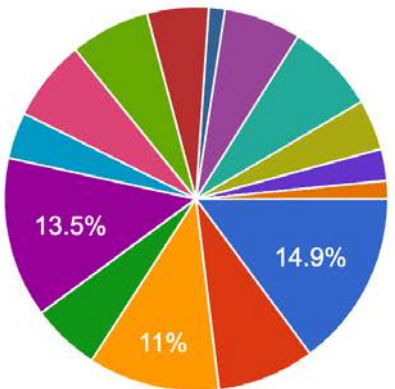
SEPTEMBER 2020

# Responders



AGE

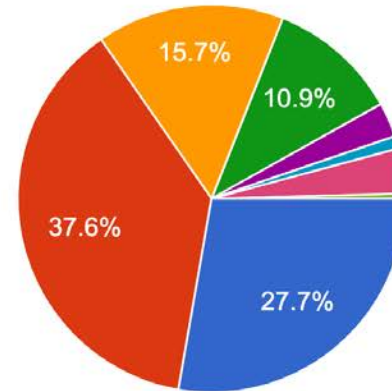
- Under 18 years
- 18-24 years
- 25-34 years
- 35-44 years
- 45-54 years
- 55-64 years
- 65 years +



LOCATION

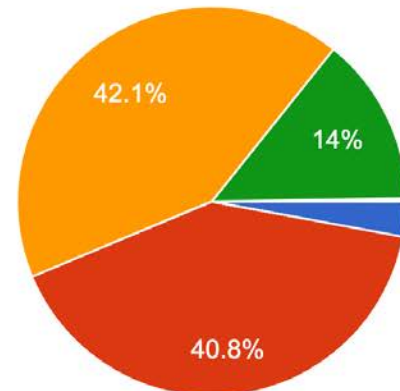
- Sydney Greater West
- Sydney South West
- Sydney North
- Sydney South
- Hunter
- Shoalhaven
- Wollongong
- Central Coast NSW

▲ 1/2 ▼



OCCUPATION

- Professional
- Trades
- Self-employed
- Management
- Student
- Unemployed
- Retired
- Clerical



SKILL

- Beginner level rider
- Average level rider
- Above average level rider
- Advanced level rider
- Inyomama
- Not sure
- Bago , Cowara and Queens
- Advanced Geriatric Rider

▲ 1/2 ▼

# Summary

- ▶ 2403 responses with an excellent cross section across the state
- ▶ 35-54 years of age make up 57.9% of responses
- ▶ The average rider goes 34 times a year
- ▶ 91.9% do not travel more than 2 hours to location to ride
- ▶ Majority of responders say riding is very important to them
- ▶ State Forests occupy the largest amount of riders
- ▶ Only 22.4% are a member of a trail bike club

# Summary cont.

- ▶ 22.4% of recreation trail bikes are not registered
- ▶ 8.3% of all riders do not have a motorcycle license
- ▶ 70.4% riders have never been checked for license / registration
- ▶ Environmental damage, noise pollution, local residents, safety concerns and development have been highlighted as risks to future trail development
- ▶ 27.4% of riders can access the trail with no other vehicle
- ▶ 49.5% use a trailer to transport their bike to the riding location
- ▶ 90.4% of riders ride up to one day at a time
- ▶ 68.7% ride with mates

## WHY?





# Summary cont.

# NETWORKS



## ACTIVE SOCIAL MEDIA USERS

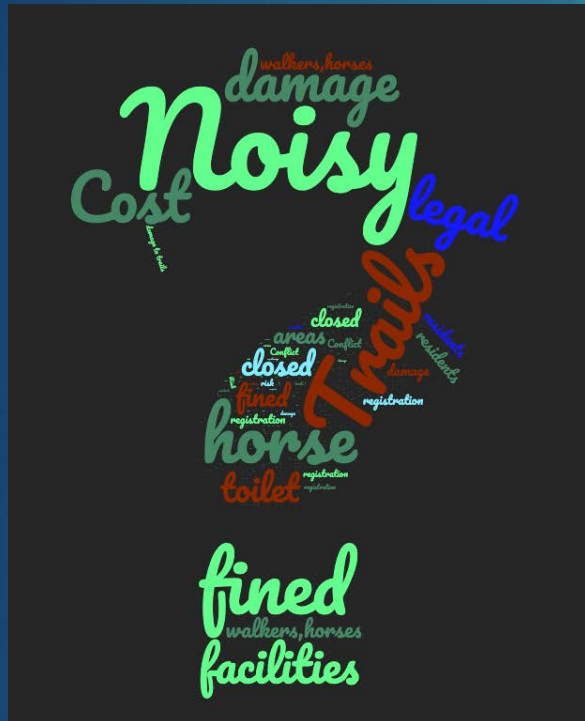
- Mainly Facebook
- Reflects demographic

# Potential Stakeholder analysis

There is no clearly identified opportunities when it comes to retail partners;

- ▶ However over 80% of bikes were Enduro Bikes between 226-725cc
- ▶ ½ bought through dealer – ½ bought privately
- ▶ ½ bought new – ½ bought second hand
- ▶ 66% spent \$5-\$15k on their bike
- ▶ Average price of bike overall was \$9,931.64
- ▶ These are predominantly dirt bikes and rarely see tar

# Trail Bike Rider Concerns



- Trails being closed
- Lack of access to designated riding areas
- Cost of Registration
- Noisy bikes annoying residents
- Conflict between users
- Lack of facilities
- Risk of being fined
- Environmental Damage
- Personal Safety



# What can help this activity be sustainable?

- ▶ Adhere to trail bike specific and designated areas (63%)
- ▶ Signs to show access and information (62%)
- ▶ Provide more off-road vehicle recreation areas (60%)
- ▶ Provide more off-road motorcycle tracks (56%)
- ▶ Provide rider volunteer groups to help maintain current trails (56%)

# Sub-Committee Direction Response

- ▶ To defend off-road riding opportunities 85%
- ▶ To actively pursue the needs of riders 82%
- ▶ To improve the perception of trail bike riders 78.2%
- ▶ To promote and encourage safe riding 72%
- ▶ To be a peak body for all recreation riders 65%
- ▶ Provide a NSW Strategic Plan for Trail Bikes 63%
- ▶ Coordinate volunteers to maintain trails 45%
- ▶ Provide trail bike skill courses 40%

76% would use a  
Recreation Registration  
Scheme